


# Diplomat Safety Knife A55



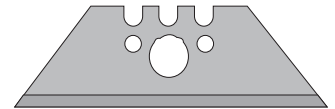
**SPRING LOADED** ↑

- Heavy Duty metal construction
- 5 blade storage compartment
- Blade retracts automatically
- Non-slip rubber grip handle
- Ergonomic design
- Easy to change blade. No tools required
- Ambidextrous
- Code: A55

**REPLACEMENT BLADES:  
A33BLADES ▼**



**Pack of 10**



## CUTTING INSTRUCTIONS:



**STEP 1**

Push blade out to begin cut.



**STEP 2**

Release blade slider while cutting.



**STEP 3**

Blade automatically retracts after cutting. This prevents accidents.

## BLADE CHANGING INSTRUCTIONS:



**STEP 1**

Push the plastic red safe guard tip off to expose blade.



**STEP 2**

Push forward the blade slider to the front.




**STEP 3**

Continue to hold the slider in place while removing blade.



**STEP 4**

Replace blade with a fresh one.



**STEP 5**

Ensure that the blade notch is aligned with blade slot.



**STEP 6**

Release the blade slider, this will cause the blade to retract.



**STEP 7**

Ensure that the plastic red safe guard tip is correctly in place.